

DESIGNED TO ADAPT TO YOUR MINESITE

MasterCore, Bridgestone's latest mining tire, is designed with smart tech inside for hard work outside. New, innovative core technology and proprietary design improvements allow these tires to work overtime for enhanced performance.

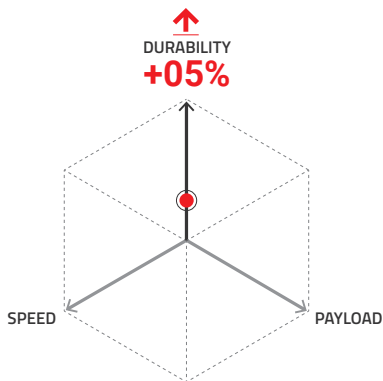
With increased flexibility, these tires can be customized to meet the needs of any site so you can run your mines more efficiently, with greater productivity.

 **MASTERCORE VZTB**

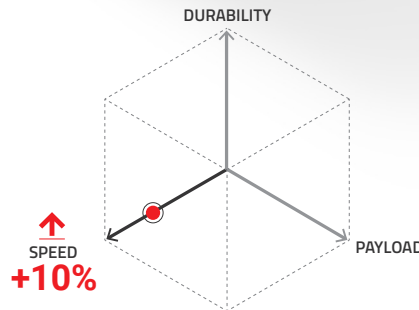
V - STEEL Z - TRACTION
BEYOND



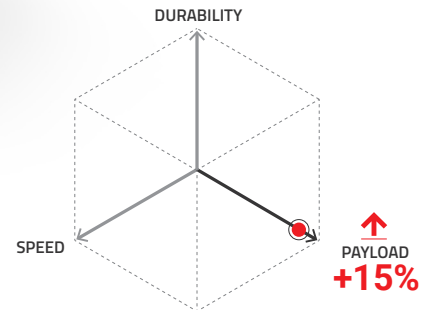
NEW PATTERN



OR



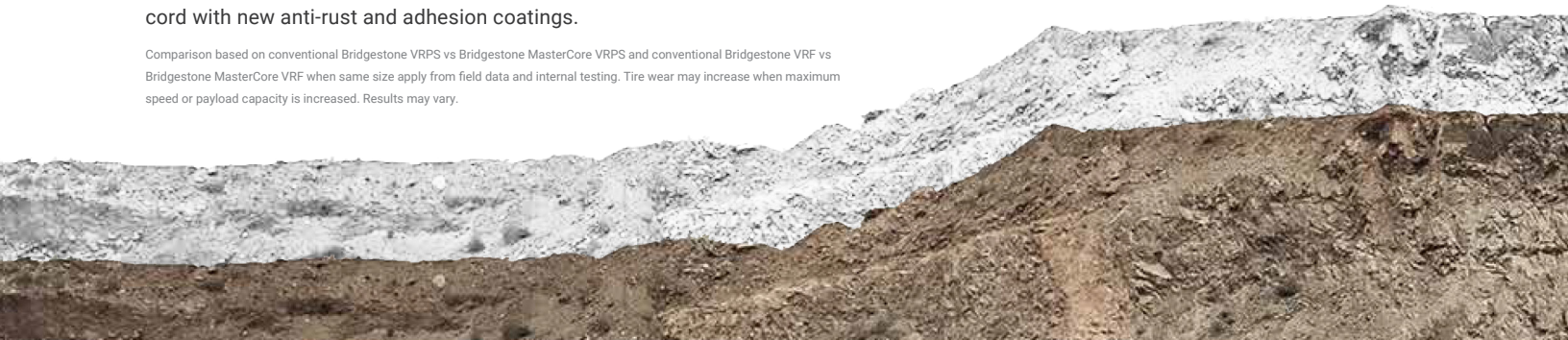
OR



Discover up to **5% more durability**, **10% faster speeds**, or **15% greater payloads**.

MasterCore's flexibility is made possible by new compounds and a revolutionary steel cord with new anti-rust and adhesion coatings.

Comparison based on conventional Bridgestone VRPS vs Bridgestone MasterCore VRPS and conventional Bridgestone VRF vs Bridgestone MasterCore VRF when same size apply from field data and internal testing. Tire wear may increase when maximum speed or payload capacity is increased. Results may vary.



SPECIAL FEATURES

MASTERCORE VZTB



1. OPTIMIZED SHOULDER GAUGE

Improved belt durability.

2. FULL WIDTH GROOVES

Aid traction and increased material ejection for superior grip.

3. OPEN GROOVE AREAS

Provides maximum traction and increased airflow, thus reducing temperature and extending life.


4. PROPRIETARY CASING

Comprised of new compounds and a revolutionary steel cord with new anti-rust and adhesion coatings.



SIZE	PLY/STAR RATING	COMPOUND / CONSTRUCTION	TRA / APPLICATION	ARTICLE #	TMPH/TKPH	AVERAGE WEIGHT [LB/KG]	OTD [32 ND /MM]	OVERALL DIAMETER [IN/MM]	OVERALL WIDTH [IN/MM]	LOAD CAPACITY AT 102 PSI [LB/KG]
46/90R57	2*	E1A	E-4	11397	663 968	8,251 3,743	115 91.5	140.9 3,580	45.1 1,145	161,000 73,000
46/90R57	2*	E2A	E-4	11396	545 796	8,296 3,763	115 91.5	140.9 3,580	45.1 1,145	161,000 73,000
46/90R57	2*	E3A	E-4	11399	788 1,150	8,232 3,734	115 91.5	140.9 3,580	45.1 1,145	161,000 73,000

CONVENTIONAL VS MASTERCORE LOAD CAPACITY [KG] | BASED ON COLD INFLATION

	SIZE	RECOMMENDED RIM / FLANGE	TIRE	80 PSI	83 PSI	87 PSI	91 PSI	94 PSI	98 PSI	102 PSI
	46/90R57	29.00/6.0 (32.00/6.0)	Conventional	53,000	54,500	56,000	58,000	60,000	61,500	63,000
		MasterCore	60,000	63,000	65,000	67,000	69,000	71,000	73,000	

Please make sure you are running the appropriate Tire Load Limit, as these vary based on your operation. Contact your Bridgestone representative for additional support.



INTELLIGENT PRODUCTS

Bridgestone OTR tires are designed with intelligent technologies to help customers in their quest for reliable performance and improved productivity.

INTEGRATED TECHNOLOGIES

We provide customers with data-driven technology to manage their assets through actionable insights that integrate seamlessly with their tire management program.

BEST-IN-CLASS SERVICE

Our extensive dealer network offers highly qualified engineers and comprehensive training programs that help improve tire performance and minimize downtime.